




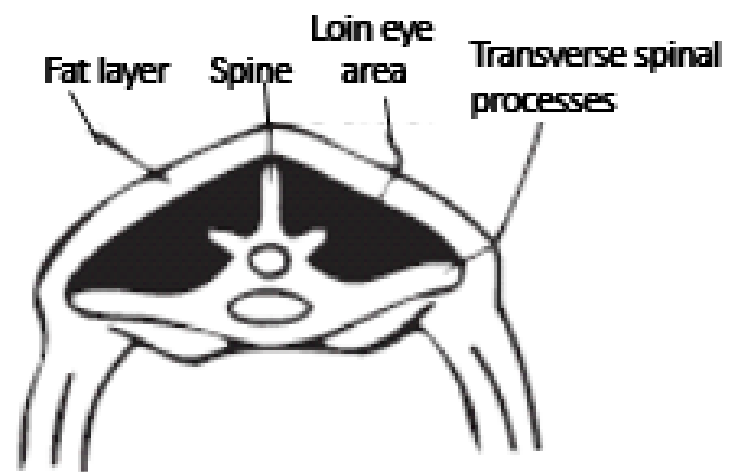


## Body Condition Score Sheep

Needing attention	Acceptable	Acceptable	Needing attention	Too skinny
 <p><b>BCS 5:</b> The spinal processes cannot be detected even with firm pressure, and there is a dip between the layers of fat in the position where the spinal processes would normally be felt. The horizontal processes cannot be detected. The loin eye areas are full with very thick fat cover. There may be large deposits of fat over the rump and tail.</p>	 <p><b>BCS 4:</b> The spinal processes can just be detected, with pressure, as a hard line between the fat-covered muscle areas. The ends of the horizontal processes cannot be felt. The loin eye areas are full and have a thick covering of fat.</p>	 <p><b>BCS 3:</b> The spinal processes can only be felt as smooth and rounded elevations. Individual bones can be felt only with pressure. The horizontal processes are smooth and well covered, and firm pressure is required to feel over the ends. The loin eye areas are full and have a moderate degree of fat cover.</p>	 <p><b>BCS 2:</b> The spinal processes feel prominent, but smooth, and individual processes can be felt as ripples beneath some cover. The horizontal processes are smooth and rounded. You can pass your fingers under the ends with a little pressure. The loin eye areas are of moderate depth, but have little fat cover.</p>	 <p><b>BCS 1:</b> The spinal processes are prominent and sharp. Your fingers can pass easily under the ends of the horizontal processes and you can feel between each one. The loin eye areas are shallow with no fat cover.</p>









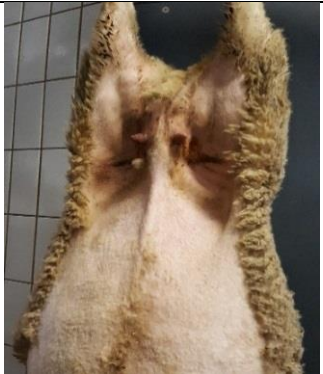



Modified from Fernandez, [Body Condition Scoring of Sheep - FSA9610 \(uada.edu\)](https://www.fsa9610.uada.edu)

Drawing with permission from Animalia <https://www.animalia.no/no/Dyr/sauehelsenett/arstid/drektighetsperioden/holdvurdering-av-sau/>



## Cleanliness scale, sheep

Superficial dirt under foreknee/hock level is not included in the evaluation.

Clean	Minor dirt	Dirty	Very dirty
None or very little dirt.	Patches less than a palm with fresh or dry superficial dirt. Dirty area can be broader if only very thin layer of dirt is on the wool, not affecting skin.	Broad area with dirt on the hindquarters, with or without superficial dirt on other parts of the body. None or < 2 cm patches of affected red skin. No deep skin reaction.	One or more of the following: * Broad area with thick layer of dirt on any part of the body (hindquarters, belly and /or flanks), causing clumping of wool affecting the isolating effect. * Lumps/'bells' of dirt > 5 cm in the wool of the hindquarters. * Red skin patches > 4-5 cm.
			
			
			

> 95 % of the animals clean or only slightly dirty:

15-95 % of the animals clean or only slightly dirty and < 5 % very dirty

> 15 % are dirty or > 5 % very dirty

The flock is considered **green**

The flock is considered **yellow**

The flock is considered **red**

## Grading of sheep lameness

Lameness in a flock of sheep may be difficult to recognize as the sheep try to hide the lameness when running with the flock.

Free movement	Slightly lame	Severe lameness
<p>Normal walk with equal use of all four legs.</p> <p>Overgrown hooves are not affecting movement.</p>	<p>Slightly nodding when walking. Unequal weight on legs. Shifting weight between legs while standing. Slightly lame on one leg but able to follow the flock when running.</p>	<p>Nodding while walking, lifting one or more legs when walking and standing. Grazing while standing on the fore-knees. Not able to follow the flock when running.</p>
