

# **Influence of preceding crop, site and nitrogen management on yield of organic oil seed rape (*Brassica napus* L.)**

*Maria Stenberg<sup>1</sup>, Lena Engström<sup>1</sup>, Ann-Charlotte Wallenhammar<sup>1,2</sup> and Per Ståhl<sup>3</sup>*

<sup>1</sup> *SLU, Department of Soil and Environment, Skara, Precision Agriculture and pedometrics, PO Box 234, SE-532 23 Skara, Sweden, Maria.Stenberg@slu.se, Phone +46 70 2997274, Fax +46 511 67134, <sup>2</sup>HS Konsult AB, Örebro, <sup>3</sup>Hushållningssällskapet Rådgivning Agri AB, Linköping, Sweden.*

## **Background**

Plant nutrient supply is a key issue in production of organic winter oil seed rape (WOR). The variation in nitrogen (N) application and yield level varies greatly meanwhile there is lack of knowledge about crop N demand and profitability during different conditions, i.e. influence of the previous crop and other site specific conditions. The production of organic oil seed rape is often hazardous and the grower has to expect great variations in yield levels (Wallenhammar, 2005). WOR demands high amounts of available soil N to achieve an adequate yield. The N demand is large during the vegetative stages (Schultz, 1972), and variation in yield of WOR is due to availability of N during growth and development (Rathke et al., 2006). Recent investigations (Stenberg et al., submitted), showed that the effect on yields of WOR of different sources of organic fertilizers, application dates and distribution techniques varied greatly between years.

Farms with high yield levels were in a monitoring study found to use both large amounts of manure as well as no fertilizers at all (Wallenhammar, 2005). Soil N mineralization varies highly both within field and between fields. In a large number of field experiments in winter wheat and spring barley, the amount of N harvested in unfertilized plots ranged from 22 to 116 kg N ha<sup>-1</sup> (Gruvaeus, 2007). This variation is large also within fields (Delin, 2005). Subsequently, there are large variations both within a field and between fields of the amount of N available from the soil mineral pool. This is an important issue for the farmer from an economical perspective as well as an environmental issue as N supplied but not used by the crop partly can be lost to the surrounding environment.

Recommendations of N application are today often based on results from single or very few field experiments and in practice. Large amounts of manure are often applied prior to establishment in August, which may cause large losses of N by leaching during late autumn and winter. Jensen et al. (1997) found in pot experiments with <sup>15</sup>N labelled fertilizer that at low N use rates, spring applied N fertilizer remained in the soil mineral N pool after harvest of the rape crop. Increased leaching after excess N rates in spring was found by others (e.g. Engström et al., 2011). There is a need to improve tools used by advisors and farmers to predict the N demand.

The objective of this study was to increase the knowledge of the possibilities to adjust the N application by organic fertilizers to the previous crop and site with the aim to develop N management strategies for N application in organic winter oil seed rape.

## **Materials and methods**

This study was carried out in 12 field experiments in south Sweden during 2009-2010. The effects of different N levels under varying preconditions were determined by quantifying the yield and N demand in relation to different soil parameters. The experiments were fully randomized two factorial carried out with four replicates with two levels of N application in autumn (0 or 50 kg N ha<sup>-1</sup>) and five levels in spring (0, 50, 100, 150 or 200 kg N ha<sup>-1</sup>). N was supplied in autumn as Biofer 10-3-1 (10% N, 3% phosphorus

and 1% potassium) and in spring as Vinasse, a by-product from yeast production with on average 4% N and 4% potassium. The experiments had four replicates.

The crops were scanned plot-wise for estimation of N content and biomass volume in autumn and in BBCH 51-57 (Lancashire et al., 1991) by a handheld N-sensor measuring the NIR reflectance from the crop. Plant density was also determined. Plants were sampled for analysis of dry matter yield and N content on the occasions for N-sensor scanning. Soil mineral N content in 0-90 cm was quantified at sowing, early spring and at harvest. Seed yield and quality including seed N content was determined in each plot at all sites. Economical optimum N fertilisation was determined as N rate at the highest net income assuming a seed price of 6 SEK kg<sup>-1</sup>, N cost 22 SEK kg<sup>-1</sup> and cost for transport and drying 0.2 SEK kg<sup>-1</sup>. Each experimental site was characterized regarding crop rotation history and several soil characteristics as soil texture, organic matter content and soil electrical conductivity measured with EM38. Here we focus on seed yields in relation to N fertilisation and site.

## Results and discussion

Seed yields differed between sites and years and ranged from very low yields, about 500 kg ha<sup>-1</sup>, to 4080 kg ha<sup>-1</sup> in plots without N fertilization (Table 1). Yield increases from the autumn application was on average 135 kg (p=0.0012) and in spring 700 kg at the highest N level compared with no N (p<0.0001). Pollen beetles (*Meligethes aeneus*) and cabbage stem flea beetles (*Psylliodes chrysocephala*) caused high yield losses at some of the experimental sites and in these cases the yield responses from N application was negligible. High variation within the experiments was noted, shown by high coefficients of variation (CV) and experiments with known damages and a CV value above 15% for the seed yield were excluded from further analysis of the yields. Yield increases were up to 1400 kg ha<sup>-1</sup> at the highest spring N application rate recorded at a site with a long lasting set-aside as preceding crop.

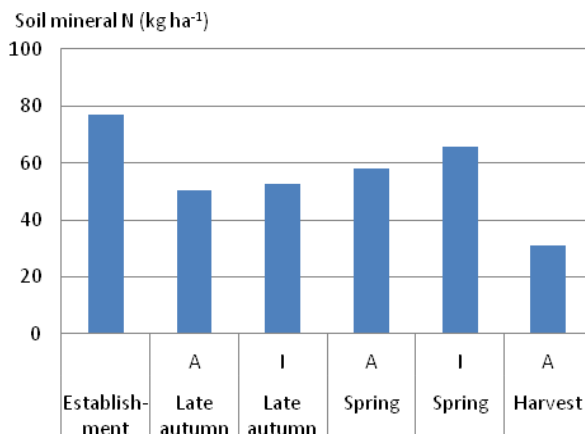
**Table 1.** Seed yield (kg ha<sup>-1</sup> at 9 % water content) of eight of the field experiments in the study in 2009 (L) and 2010 (M)

| Experimental site and region      | L005<br>Gotland | L006<br>Skåne | L007<br>Skåne        | L008<br>West         | M001<br>Skåne        | M002<br>Skåne       | M007<br>West         | M008<br>SWest       |
|-----------------------------------|-----------------|---------------|----------------------|----------------------|----------------------|---------------------|----------------------|---------------------|
| Preceding crop                    | Pasture         | White clover  | White clover         | Ley                  | Set-aside (14 year)  | White clover        | Green manure         | Ley II              |
| Soil                              | Silt            | Silt          | Sand                 | Silt                 | Sand                 | Sand                | Silty clay           | Sand                |
| Sowing                            | 15 Aug.         | 1 Sep.        | 1 Sep.               | 25 Aug.              | 20 Aug.              | 27 Aug.             | 20 Aug.              | 19 Aug.             |
| Fertilisation autumn              | 4 Sep.          | 17 Sep.       | 11 Sep.              | - <sup>1</sup>       | 3 Sep.               | 16 Sep.             | 8 Sep.               | 18 Sep.             |
| Fertilisation spring              | 8 Apr.          | 8 Apr.        | 8 Apr.               | - <sup>1</sup>       | 31 Mar.              | 8 Apr.              | 15 Apr.              | 28 Apr.             |
| Variety                           | Cadillac        | Carousel      | Calypso <sup>2</sup> | Calypso <sup>2</sup> | Calypso <sup>2</sup> | Hornet <sup>2</sup> | Calypso <sup>2</sup> | Hornet <sup>2</sup> |
| F1: 0 kg N autumn                 | 2750            | 4021          | 2875                 | 2822                 | 2795                 | 2361                | 1828                 | 2947                |
| F1: 50 kg N autumn                | 2889            | 4061          | 3004                 | 2745                 | 3116                 | 2420                | 1987                 | 3361                |
| F2: 0 kg N spring                 | 2808            | 4079          | 2713                 | 2281                 | 2239                 | 2060                | 1441                 | 2340                |
| F2: 50 kg N spring                | 2904            | 4049          | 2778                 | 2580                 | 2502                 | 2360                | 1830                 | 3177                |
| F2: 100 kg N spring               | 2793            | 3991          | 2894                 | 2733                 | 2971                 | 2386                | 1888                 | 3520                |
| F2: 150 kg N spring               | 2926            | 4079          | 3103                 | 3116                 | 3391                 | 2504                | 2153                 | 3430                |
| F2: 200 kg N spring               | 2668            | 4005          | 3209                 | 3208                 | 3674                 | 2641                | 2224                 | 3303                |
| CV (%)                            | 7.2             | 5.4           | 8.5                  | 4.2                  | 7.4                  | 12.6                | 14.8                 | 13.2                |
| F1                                | 0.0393          | n.s.          | n.s.                 | 0.0522               | 0.0001               | n.s.                | n.s.                 | 0.0170              |
| F2                                | n.s.            | n.s.          | 0.0018               | <0.0001              | <0.0001              | 0.0096              | 0.0002               | 0.0011              |
| F1*F2                             | n.s.            | n.s.          | n.s.                 | n.s.                 | n.s.                 | n.s.                | n.s.                 | n.s.                |
| Optimum N level                   | 0               | 0             | 0                    | 163                  | 190                  | 41                  | 61                   | 68                  |
| Seed yield at optimum N level     | 2824            | 4086          | 2716                 | 3118                 | 3640                 | 2304                | 1833                 | 3376                |
| Net income at optimum N level     | 16376           | 23698         | 15755                | 14497                | 16934                | 12462               | 9287                 | 18084               |
| Yield increase at optimum n level | 0               | 0             | 0                    | 824                  | 1393                 | 238                 | 390                  | 1057                |

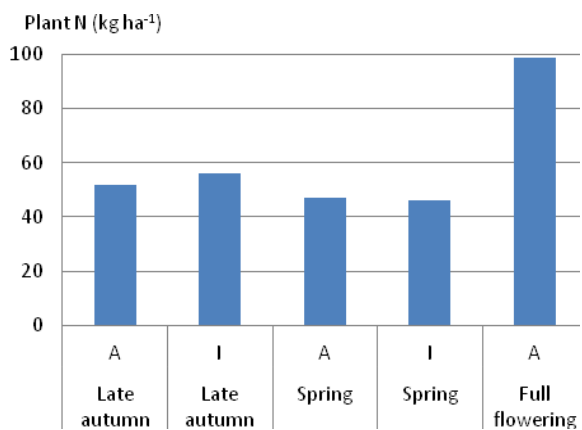
<sup>1</sup> Missing data, <sup>2</sup> Hybrid varieties.

There was no response from spring N application in three of the experiments (L005-L007; Table 1) when white clover and pasture constituted the preceding crops. These crops most likely contributed to high soil N availability during growth of WOR, thus explaining the high yield level in unfertilised WOR. A small N response was obtained at two sites (M002 and M007) with white clover or green manure as preceding crop. The weak N response at M007 may be due to a dry period in spring reducing mineral N availability in the soil.

The highest responses from spring N fertilisation were recorded in experiments with ley (mixed grass and clover; L008 and M008) or a set-aside (M001) as preceding crops. Here, optimum N rate ranged from 68 to 190 kg N ha<sup>-1</sup> and the yield increase ranged from 824 to 1393 kg ha<sup>-1</sup>. The highest N response was recorded after a 14 year old grass set-aside. Here the soil profile was likely depleted from mineral N and N immobilisation was considerable due to incorporation of crop residues with low N content. The high N response after the grass/clover leys may be caused by N leaching losses from the sandy soils and high rainfall as at M008. Also dry weather in spring, as in the experimental years, reducing N mineralisation might have contributed to the response as at L008 and M007.



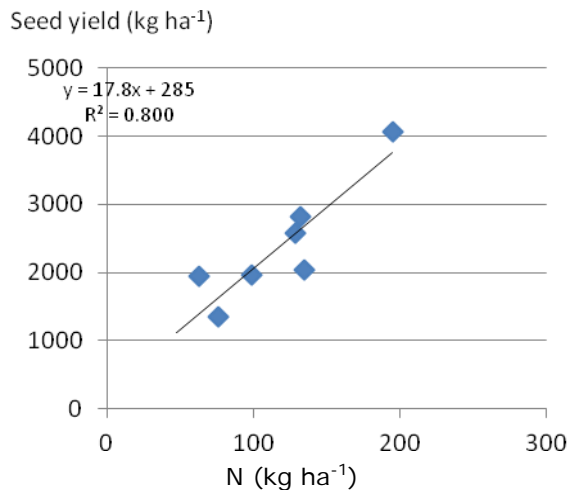
**Fig. 1.** Soil mineral N as averages for all sites 2009-2010. Treatment A=0+0 kg N and I=50+150 kg N.



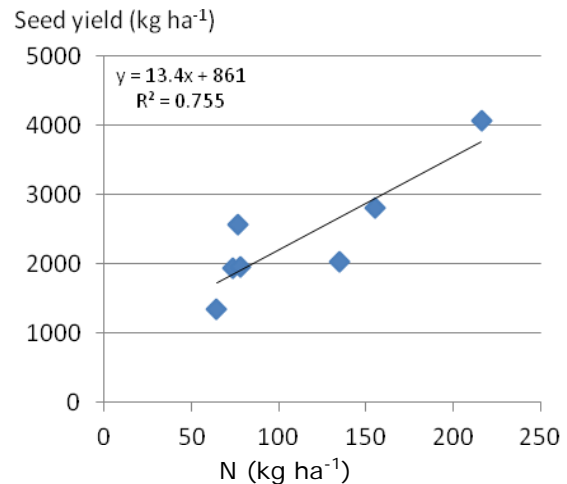
**Fig. 2.** Above ground plant N as averages for all sites 2009-2010. Treatment A=0+0 kg N and I=50+150 kg N.

Soil mineral N showed large variation between sites with on average almost 80 kg N in the control treatment at establishment of the crops (Fig. 1). In late autumn there was on average a small difference in soil N as well as above ground plant N (Fig. 2) depending on autumn fertilisation or not, indicating a large uptake during autumn even if there still were considerable amounts of N in the soil profile in late autumn. Measurements by N-sensor indicated higher N uptake in plots fertilised in autumn on sites with a well-developed crop cover (data not shown).

Total N as soil mineral N at 0-90 cm depth along with above ground plant N, in late autumn (Fig. 3) as well as in spring (Fig. 4) showed correlation with seed yields in the 0 N treatment. Sites with high N delivery, depending on preceding crop and management history, during autumn were also the highest yielding as shown by the seed yields at the different N application rates. Soil N availability in spring, expressed as N-uptake in crop and soil mineral N (0-90cm), was negatively correlated to optimum N rate in spring ( $y = -1.0x + 204$ ,  $R^2 = 0.67$ ).



**Fig. 3.** Late autumn soil mineral N and above ground plant N vs. seed yield in the ON treatment.



**Fig. 4.** Spring soil mineral N and above ground plant N vs. seed yield in the ON treatment.

Since the N response of spring N fertilisation varies depending on both preceding crop and on soil type as well as weather conditions recommendations cannot be generalised and has to be determined specifically for a site. The results indicate that N uptake and soil mineral N in spring should be considered when calculating optimum N-rate in spring. Autumn N fertilisation can only be recommended to organic WOR when the preceding crop is causing N immobilisation or N losses are expected.

## References

- Delin, S., 2005. Site-specific nitrogen fertilization demand in relation to plant available soil nitrogen and water. *Acta Universitatis Agriculturae Sueciae*. 2005:6.
- Engström, L., Lindén, B., 2006. Höstraps, havre och ärter som förfrukter till höstvetete - inverkan på kvävedynamiken i marken och på vetets avkastning. Avdelningen för precisionsodling, SLU Rapport 4. 57 p.
- Engström, L., Stenberg, M., Aronsson, H., Lindén, B., 2011. Reducing nitrate leaching after winter oilseed rape and peas by optimising crop management. *Agron. Sustain. Dev.* 31, 337-347.
- Jensen, L.S., Christensen, L., Mueller, T., Nielsen, N.E., 1997. Turnover of residual <sup>15</sup>N-labelled fertilizer N in soil following harvest of oilseed rape (*Brassica napus* L.). *Plant Soil* 190, 193-202.
- Lancashire, P.D., Bleiholder, H., Langelüddecke, P., Stauss, R., van den Boom, T., Weber, E., Witzemberger, A., 1991. A uniform decimal code for growth stages of crops and weeds. *Ann. Appl. Biol.* 119, 561-601.
- Rathke, G.W., Behrens, T., Diepenbrock, W., 2006. Integrated nitrogen management strategies to improve seed yield, oil content and nitrogen efficiency of winter oilseed rape (*Brassica napus* L.): A review. *Agr. Ecosys. Environ.* 117, 80-108.
- Schultz, J.E.R., 1972. Undersøgelser af vinterrapsens (*Brassica napus* L.) tørstofproduktion og næringsstofoptagelse gennem vækstperioden. *Tidsskrift for Planteavl* 76, 415-435.
- Stenberg, M., Engström, L., Wallenhammar, A.C., Gruvaeus, I., Lööf, P.J., Nitrogen management strategies in organic winter oilseed rape (*Brassica napus* L.) production. Submitted.
- Wallenhammar, A.C., Pettersson, B., Redner, A., 2005. Ekologisk oljeväxtodling kartlagd i fält. *Svensk Frötidning* 1, 18-21.