

Current situation in Ukrainian organic sector

Kateryna Shor

25 October 2023



Schweizerische Eidgenossenschaft
Confédération suisse
Confederazione Svizzera
Confederaziun svizra

Swiss Confederation

Federal Department of Economic Affairs,
Education and Research EAER
State Secretariat for Economic Affairs SECO



**ORGANIC
TRADE FOR
DEVELOPMENT**



HELVETAS
Swiss Intercooperation



FiBL

609 days of full-scale war



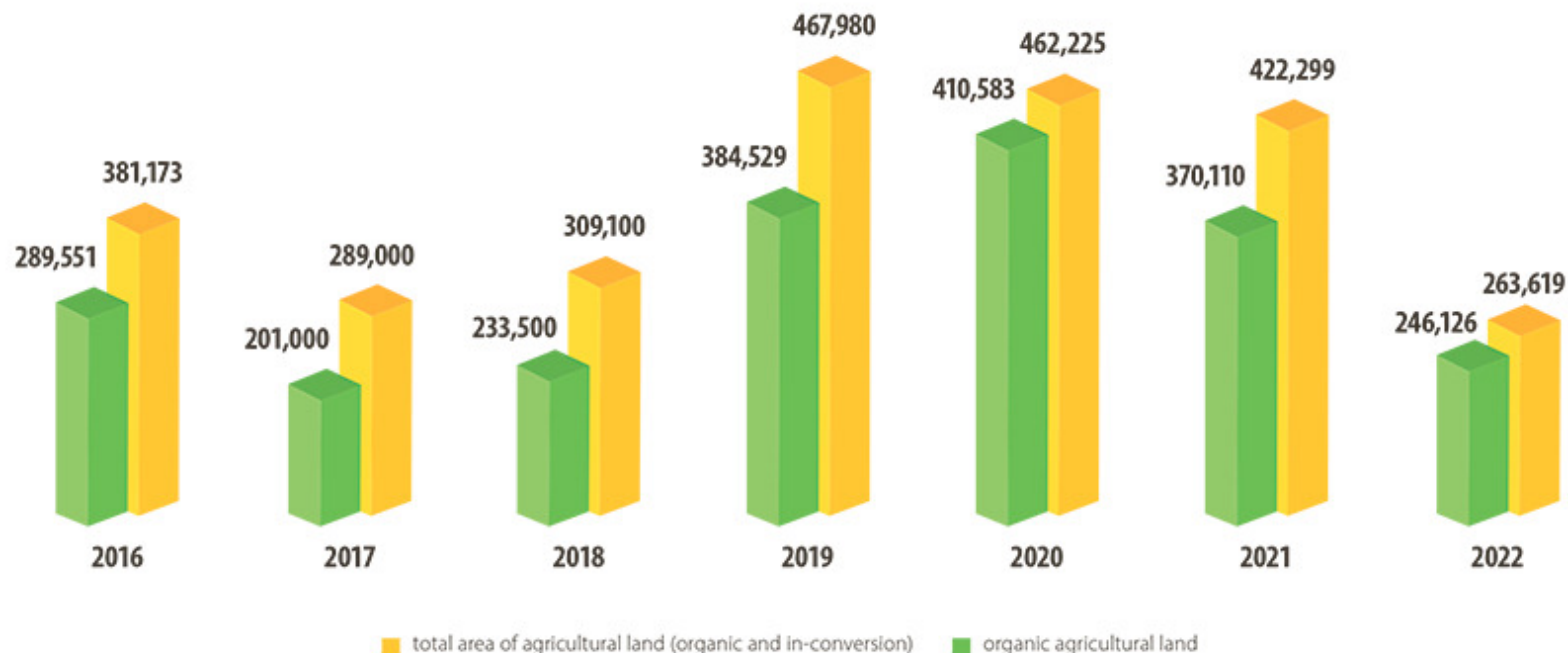
- **1 year 8 months and 2 days** of full-scale war demonstrated the vulnerability of intensive production and long supply chains
- Large livestock complexes and big logistics centers became easy targets for airstrikes and artillery
- Large livestock complexes are more sensitive to interruptions in the supply of electricity
- The remoteness of logistics centers from production and problems with fuel showed the imperfection of long supply chains
- Population migration affects the redistribution of food products within the country

- Decreasing of certified land compare to 2021 by 38% (was 422,299 ha)
- Share of land under organic management in the total amount of agricultural land was 0.6% (in 2021 was 1,1%)
- Decreasing of number of organic operators by 12% (was 528)



Organic Production of Ukraine

TOTAL AREA OF AGRICULTURAL LAND
(ORGANIC AND IN-CONVERSION)



The operational monitoring data were collected by the Ministry of Agrarian Policy and Food of Ukraine (in the previous years also by the Ministry of Economy of Ukraine) from the foreign certification bodies which certified organic production and circulation of organic products in Ukraine.

The data for 2016-2018 were collected for the Equivalent EU Organic Production & Processing Standard for Third Countries; the data for 2019-2022 – for the Equivalent EU Organic Production & Processing Standard for Third Countries and NOP (USA).

The infographics are based on the Organic Market Study of Ukraine held by the [Organic Standard](#) (Ukraine) in partnership with [organicinfo.ua](#) (Ukraine) with the support of Switzerland within the framework of the Swiss-Ukrainian Programs "Higher Value Added Trade from the Organic and Dairy Sector in Ukraine" (QETP) and "Organic Trade for Development" (OT4D).

Schweizerische Eidgenossenschaft
Confédération suisse
Confederazione Svizzera
Confederaziun svizra
Swiss Confederation

Quality
FOOD
from Nature

FiBL

SAFOSO
HELVETAS



Organic
Standard

organicinfo

Overview of organic export from Ukraine, 2022

36
exporting
countries

Top 3



Netherlands



Germany



Austria

67
organic
products

Top 3



Corn



Soy



Wheat

225
importing
companies

Top 3



Germany (52)



Poland (32)

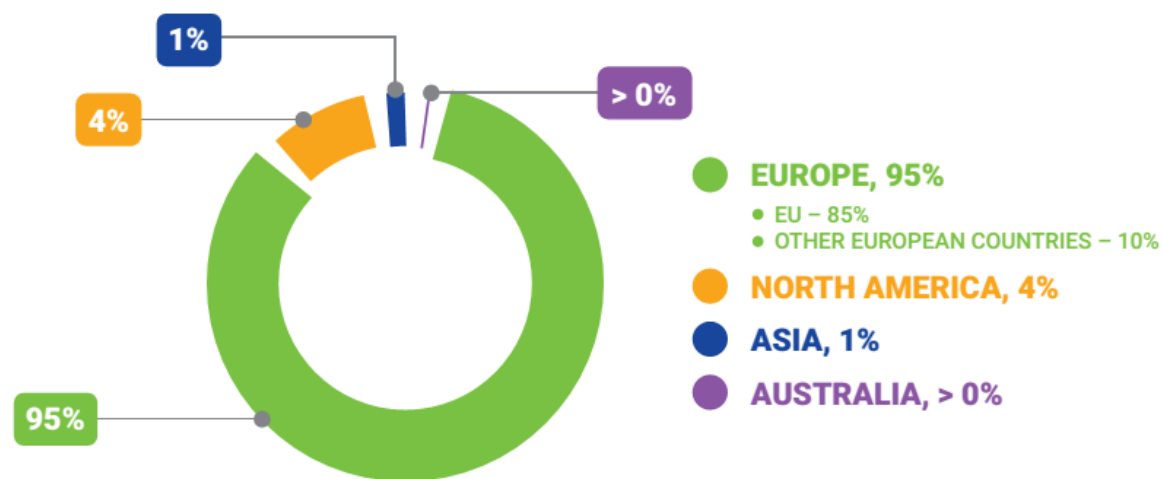


Netherlands (20)

Total organic export
from Ukraine

USD
≈ **219**
million

DISTRIBUTION OF ORGANIC EXPORT FROM UKRAINE BY REGION



The infographics are based on the Organic Market Study of Ukraine held by the [Organic Standard](#) (Ukraine) in partnership with [OrganicInfo.ua](#) (Ukraine) with the support of Switzerland within the framework of the Swiss-Ukrainian Programs "Higher Value Added Trade from the Organic and Dairy Sector in Ukraine" ([QFTD](#)) and "Organic Trade for Development" ([QI4D](#))

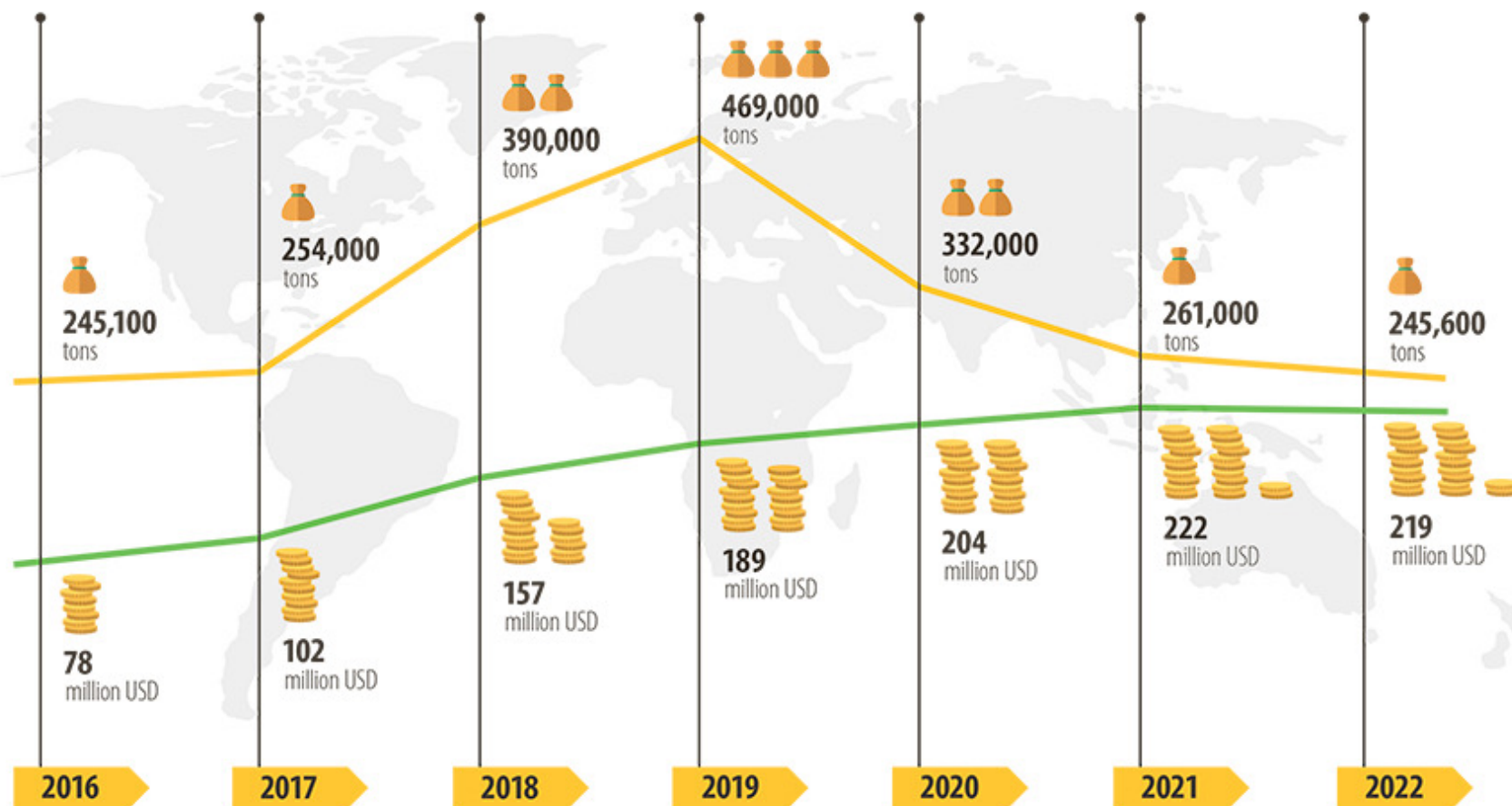


Schweizerische Eidgenossenschaft
Confédération suisse
Confederazione Svizzera
Confederaziun svizra
Swiss Confederation



Sales of Ukrainian organic products

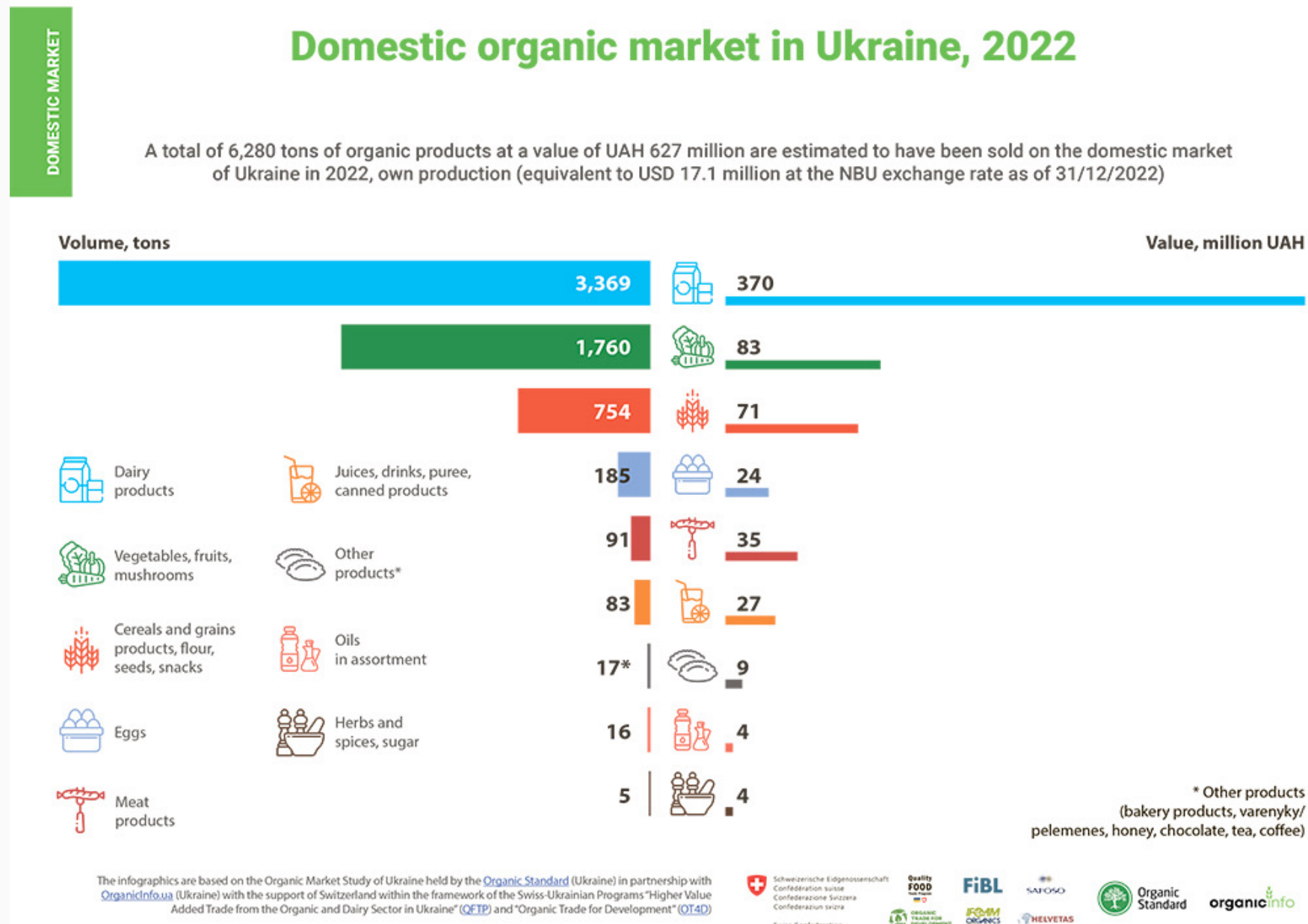
EXPORT MARKET (2016-2022)



The infographics are based on the Organic Market Study of Ukraine held by the [Organic Standard](#) (Ukraine) in partnership with [OrganicInfo.ua](#) (Ukraine) with the support of Switzerland within the framework of the Swiss-Ukrainian Programs "Higher Value Added Trade from the Organic and Dairy Sector in Ukraine" (QETP) and "Organic Trade for Development" (OT4D).

- Sales in the domestic market have decreased by over 30%:

- UAH 627 million in 2022 compared to UAH 900 million in 2021
- volumes in 2022 amounted to 6,280 tons compared to 9,780 tons in 2021



- Law of Ukraine “On the Main Principles and Requirements for Organic Production, Circulation and Labelling of Organic Products” in force
- Over 50 organic producers included into state register in August-October 2023
- First products with the organic logo of Ukraine appeared in September 2023
- There are no state support for organic and only regional administration provide support to organic producers



International trade



Domestic market





Kateryna Shor

National Coordinator in Ukraine
Organic Trade 4 Development in Eastern
Europe (OT4D) Program

www.organictrade4development.org



ORGANIC
TRADE FOR
DEVELOPMENT

Thank you!